

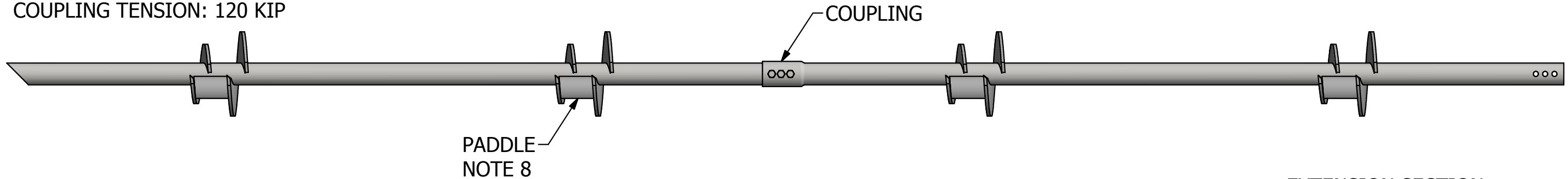
RS3500.300

TORQUE: 13,000 FT-LB

COUPLING COMPRESSION: 120 KIP

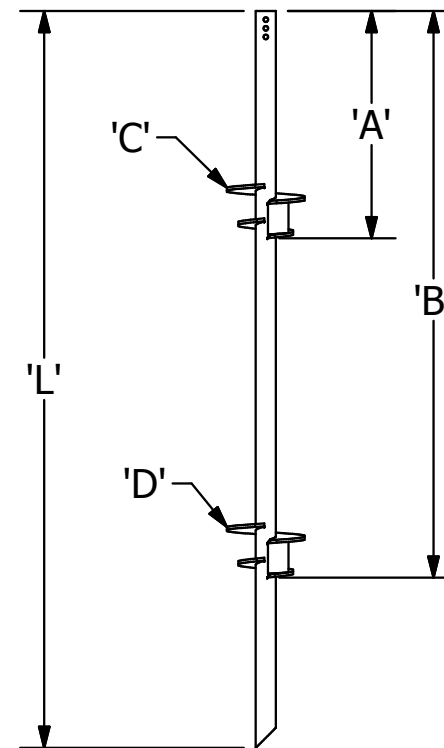
COUPLING TENSION: 120 KIP

DRIVE CAST

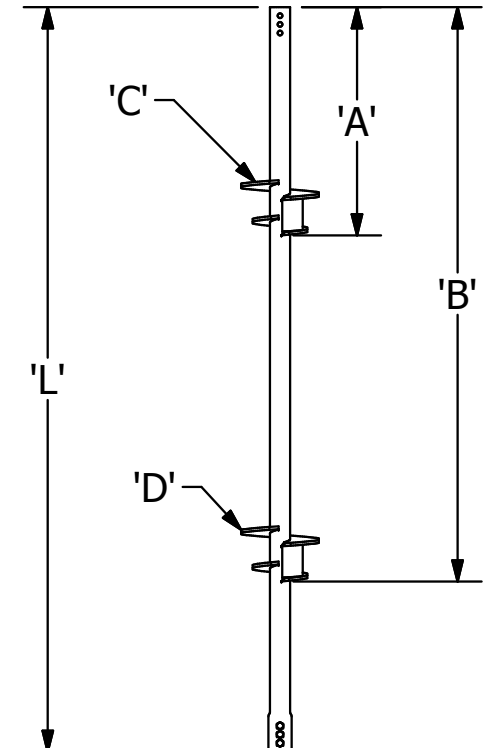


| PART NUM | DESCRIPTION | 'L' | 'A' | 'B' | 'C' | 'D' |
|----------|---|-----|-----|-----|-------|-------|
| C1501607 | LEAD, RS3500.300, 10/14-10/14 X 10FT, DC | 125 | 37 | 88 | 10/14 | 10/14 |
| C1501608 | EXTENSION, RS3500.300, 10/14-10/14 X 10FT, DC | 125 | 37 | 88 | 10/14 | 10/14 |

LEAD SECTION



EXTENSION SECTION



* * NOTES * *

- HOT DIP GALVANIZED PER ASTM A123 AND A153 (LATEST REV)
ADD 'NG' TO THE END OF THE PART NUMBER FOR NON-GALVANIZED PRODUCT
- LEAD AND EXTENSION SECTION LENGTHS AND HELIX SPACINGS ARE NOMINAL
- PIPE SHAFT MATERIAL PER ASTM A618 OR A500 GRADE B, SQUARE SHAFT MATERIAL PER A29 & A576 MOD
- HELIX MATERIAL LOW CARBON STEEL MEETING THE GENERAL REQUIREMENTS OF AISI OR ASTM A572, A656, OR A1018
- COUPLING BOLTS: 3/4" DIAMETER X 5-1/4" LONG HEX HEAD PER SAE J425 GRADE 5
- MANUFACTURER TO HAVE IN EFFECT INDUSTRY RECOGNIZED WRITTEN QUALITY CONTROL FOR ALL MATERIALS AND MANUFACTURING PROCESSES
- ALL WELDING TO BE DONE BY WELDERS CERTIFIED UNDER SECTION 5 OF THE AWS CODE D1.1
- PADDLE EXTENDS FROM PERIMETER OF HSS TO OUTER EDGE OF LOWER/SMALLER HELIX. EXAMPLE: 10/14 = HELICES Ø10 AND Ø14 INCH. PADDLE SWEEPS Ø10 INCH.

CHANCE®



HUBBELL POWER SYSTEMS, INC.

TITLE

**DRIVE CAST
RS3500.300**

CONFIDENTIAL: THIS DRAWING AND ITS CONTENTS ARE CONFIDENTIAL AND THE EXCLUSIVE PROPERTY OF HUBBELL POWER SYSTEMS. NO PUBLICATION, DISTRIBUTION, OR COPIES MAY BE MADE WITHOUT THE WRITTEN CONSENT OF HUBBELL POWER SYSTEMS. HUBBELL POWER SYSTEMS UNPUBLISHED ALL RIGHTS RESERVED UNDER THE COPYRIGHT LAWS.

| | | | |
|---------------------------|---|-----------------------------|--------------|
| SIZE B | CAT / PART / ASSY NO. SEE CHART | DWG NO. SA1501607 | REV - |
| DO NOT SCALE THIS DRAWING | DRN BY TMK | DATE 5/9/16 | SHEET 1 OF 1 |